

Reception Home learning 18.01.2021 -22.01.2021

We have prepared lessons delivered by your child's class teachers for literacy, maths and a recorded, interactive story time. Please follow the links for the Ruth Miskin Phonics lessons as before. All lessons referenced can be found on your child's class page.

Please use the link to access the literacy and maths lessons and story time sessions below

Week One

Monday	Tuesday	Wednesday	Thursday	Friday
<p><b>Literacy Lesson 1</b></p> <p>To write labels using colour to describe.  <a href="https://wdt-my.sharepoint.com/:v/g/personal/a_chiocchi_whistonwillis_co_uk/ER2wUiymlv9CgFOQvtp9zGsBWnYGqJzJTICT7IPLd7shGA?e=vL6vOR">https://wdt-my.sharepoint.com/:v/g/personal/a_chiocchi_whistonwillis_co_uk/ER2wUiymlv9CgFOQvtp9zGsBWnYGqJzJTICT7IPLd7shGA?e=vL6vOR</a></p>	<p><b>Literacy Lesson 2</b></p> <p>To orally predict what characters are thinking.  <a href="https://wdt-my.sharepoint.com/:v/g/personal/a_chiocchi_whistonwillis_co_uk/EfPigncvVS9Bvlz8-GGKE7QBBsZMJcrZOjH32Ace23OK1w?e=17Bb3k">https://wdt-my.sharepoint.com/:v/g/personal/a_chiocchi_whistonwillis_co_uk/EfPigncvVS9Bvlz8-GGKE7QBBsZMJcrZOjH32Ace23OK1w?e=17Bb3k</a></p>	<p><b>Literacy Lesson 3</b></p> <p>To write a warning sentence from the Talking Tree.  <a href="https://wdt-my.sharepoint.com/:v/g/personal/a_chiocchi_whistonwillis_co_uk/EY_z80Cjt0dCpd7xd_GkqEkBUgrpqgCC0O3DHNbz3o6qvQ?e=16rmyr">https://wdt-my.sharepoint.com/:v/g/personal/a_chiocchi_whistonwillis_co_uk/EY_z80Cjt0dCpd7xd_GkqEkBUgrpqgCC0O3DHNbz3o6qvQ?e=16rmyr</a></p>	<p><b>Literacy Lesson 4</b></p> <p>To sequence a story.  <a href="https://wdt-my.sharepoint.com/:v/g/personal/a_chiocchi_whistonwillis_co_uk/EVXNgAFhRHtAkAY-4IC9wJIBDjcxo9_mlvRDhjHIO5lnSg?e=KugxNa">https://wdt-my.sharepoint.com/:v/g/personal/a_chiocchi_whistonwillis_co_uk/EVXNgAFhRHtAkAY-4IC9wJIBDjcxo9_mlvRDhjHIO5lnSg?e=KugxNa</a></p>	<p><b>Literacy Lesson 5</b></p> <p>To write a set of instructions using imperative verbs.  <a href="https://wdt-my.sharepoint.com/:v/g/personal/a_chiocchi_whistonwillis_co_uk/EZg4HoyVVgtMu6-bxn6VHqUBUUrWVfdB352oqGB79T7T1g?e=aZvtmM">https://wdt-my.sharepoint.com/:v/g/personal/a_chiocchi_whistonwillis_co_uk/EZg4HoyVVgtMu6-bxn6VHqUBUUrWVfdB352oqGB79T7T1g?e=aZvtmM</a></p>
<p><b>Maths Lesson 1</b></p> <p>Introducing number 10            Ordering numbers to 10  <a href="https://wdt-my.sharepoint.com/:v/g/personal/l_halsall_whistonwillis_co_uk/EcKoCKYXlixPos94A_klPPkBKzViaWKporgGLaidhZi20w?e=OJChLc">https://wdt-my.sharepoint.com/:v/g/personal/l_halsall_whistonwillis_co_uk/EcKoCKYXlixPos94A_klPPkBKzViaWKporgGLaidhZi20w?e=OJChLc</a></p>	<p><b>Maths Lesson 2</b></p> <p>Sets that equal 10 with numicon  <a href="https://wdt-my.sharepoint.com/:v/g/personal/l_halsall_whistonwillis_co_uk/Edm0U1GLwJJEk69F33q6nNYB_eQUJL1Rli8sKyMmLkrlw?e=ijt3qv">https://wdt-my.sharepoint.com/:v/g/personal/l_halsall_whistonwillis_co_uk/Edm0U1GLwJJEk69F33q6nNYB_eQUJL1Rli8sKyMmLkrlw?e=ijt3qv</a></p>	<p><b>Maths Lesson 3</b></p> <p>Carrying on the count            Give the ladybird 10 spots  <a href="https://wdt-my.sharepoint.com/:v/g/personal/l_halsall_whistonwillis_co_uk/EYngwpQl4PpPsZq-7kteUlsBWDjU_HGJOJya82vJ6uHbtg?e=49F1H9">https://wdt-my.sharepoint.com/:v/g/personal/l_halsall_whistonwillis_co_uk/EYngwpQl4PpPsZq-7kteUlsBWDjU_HGJOJya82vJ6uHbtg?e=49F1H9</a></p>	<p><b>Maths Lesson 4</b></p> <p>Numberblocks Bonds to 10  <a href="https://wdt-my.sharepoint.com/:v/g/personal/l_halsall_whistonwillis_co_uk/ER_sqSB6juZFrw8eoKS7tr0BluMFyw_QkMcV7RPeBtnc3Q?e=oi2rlZ">https://wdt-my.sharepoint.com/:v/g/personal/l_halsall_whistonwillis_co_uk/ER_sqSB6juZFrw8eoKS7tr0BluMFyw_QkMcV7RPeBtnc3Q?e=oi2rlZ</a></p>	<p><b>Maths Lesson 5</b></p> <p>Subitising numbers to 10  <a href="https://wdt-my.sharepoint.com/:v/g/personal/l_halsall_whistonwillis_co_uk/EY_IQvb_ozk1Kin80z6og4iYByPgjEXyeuYTWsFH4gNJW0A?e=WL9cRn">https://wdt-my.sharepoint.com/:v/g/personal/l_halsall_whistonwillis_co_uk/EY_IQvb_ozk1Kin80z6og4iYByPgjEXyeuYTWsFH4gNJW0A?e=WL9cRn</a></p>
<p><b>Storytime story</b></p> <p>The Smartest Giant in Town  <a href="https://wdt-my.sharepoint.com/:v/g/personal/h_hemnell_whistonwillis_co_uk/EaR7SDquhS1JsGyRI-4HWtgB_wcBchLdKwmJBvCwNqdAZA?e=Sdxinn">https://wdt-my.sharepoint.com/:v/g/personal/h_hemnell_whistonwillis_co_uk/EaR7SDquhS1JsGyRI-4HWtgB_wcBchLdKwmJBvCwNqdAZA?e=Sdxinn</a></p>	<p><b>Storytime story</b></p> <p>A Squash and a Squeeze  <a href="https://wdt-my.sharepoint.com/:v/g/personal/h_hemnell_whistonwillis_co_uk/EeA8wRC7fJJpu9hBUJBcvmYlBkocBSuSqaXoHbgm-ZSALO0A?e=asUEil">https://wdt-my.sharepoint.com/:v/g/personal/h_hemnell_whistonwillis_co_uk/EeA8wRC7fJJpu9hBUJBcvmYlBkocBSuSqaXoHbgm-ZSALO0A?e=asUEil</a></p>	<p><b>Storytime story</b></p> <p>Princess Mirror-Belle and the Dragon Pox  <a href="https://wdt-my.sharepoint.com/:v/g/personal/h_hemnell_whistonwillis_co_uk/EdBUx999WbRHjSN7heLJrVwB3tV2ua1jivzb535fwworw?e=TizwrU">https://wdt-my.sharepoint.com/:v/g/personal/h_hemnell_whistonwillis_co_uk/EdBUx999WbRHjSN7heLJrVwB3tV2ua1jivzb535fwworw?e=TizwrU</a></p>	<p><b>Storytime story</b></p> <p>Room on the Broom  <a href="https://wdt-my.sharepoint.com/:v/g/personal/h_hemnell_whistonwillis_co_uk/EfTvHbQGvQlKsqnXMOOMKS_EBYEKHA2JUHV540MeSrzuEA?e=PT19JF">https://wdt-my.sharepoint.com/:v/g/personal/h_hemnell_whistonwillis_co_uk/EfTvHbQGvQlKsqnXMOOMKS_EBYEKHA2JUHV540MeSrzuEA?e=PT19JF</a></p>	<p><b>Storytime story</b></p> <p>Sharing a Shell  <a href="https://wdt-my.sharepoint.com/:v/g/personal/h_hemnell_whistonwillis_co_uk/ERmofpgLtl9Mp7NSrYDqz_MB_WFBOWe0h8j5fJmLQf7kAhw?e=L14jer">https://wdt-my.sharepoint.com/:v/g/personal/h_hemnell_whistonwillis_co_uk/ERmofpgLtl9Mp7NSrYDqz_MB_WFBOWe0h8j5fJmLQf7kAhw?e=L14jer</a></p>

## [Links to other Curriculum areas](#)

### **Physical Development**

<https://www.youtube.com/watch?v=cRrYgWH8ffw>

Letters of the Alphabet | Lower Case Letter Formation | Alphabet Workout | Jack Hartmann


<https://www.youtube.com/watch?v=1gUbdNbu6ak>

Wake Up! School Assembly Song and Dance from Songs For EVERY Assembly by Out of the Ark Music


### **Understanding the World**

**Winter**  
Home Learning Challenges


Draw a picture of someone dressed for a cold winter day and then label the clothes they are wearing to keep them warm and dry.




Go on a winter walk with a grown-up and look around to see the things that have changed since the summer.




On winter mornings the ground often looks white with frost. Ask a grown-up to help you investigate the frost and find out what it is and where it comes from.



Design a scarf. You could draw it, paint it or even use other materials to make a collage.



Sammy squirrel hid 8 nuts for the winter. He has already eaten 5 of them. How many nuts has he got left? You could draw a picture or use your fingers to help you work out the answer.



Some animals live in cold places around the world. Draw a picture of an animal that lives in a cold place and find out a fact to share with the class about your animal.

